

CARDIFF®



STRUTTURA VERO LEGNO
REAL WOOD STRUCTURE



CUSCINO SPALLIERA IN POLIURETANO ESPANSO
DENSITÀ 23 KG/M³
RIVESTITA IN CLIMASOFT
BACK CUSHION:
POLYURETHANE FOAM
DENSITY 23 KG/M³
COVERED WITH CLIMASOFT



CUSCINO SEDUTA IN POLIURETANO ESPANSO
DENSITÀ 35 KG/M³
RIVESTITA IN CLIMASOFT
SITTING CUSHION:
POLYURETHANE FOAM
DENSITY 35 KG/M³
COVERED WITH CLIMASOFT

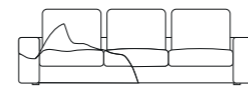
PELLE / LEATHER



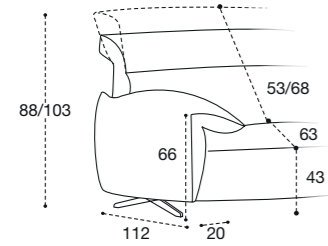
SPALLIERA SFODERABILE
REMOVABLE UPHOLSTERY
FOR BACK CUSHIONS




CUSCINI DI SEDUTA SFODERABILI
REMOVABLE UPHOLSTERY
FOR SITTING CUSHIONS



COMPLETAMENTE SFODERABILE
FULLY REMOVABLE COVERING



FINITURA PIEDE STANDARD
STANDARD FOOT FINISHING



TITANIO LUCIDO
H 15,5 cm

FINITURE OPTIONAL
OPTIONAL FINISHINGS



INOX LUCIDO



INOX SATINATO



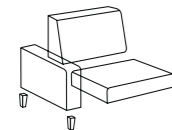
CHAMPAGNE SATINATO



RAL LUCIDO/OPACO

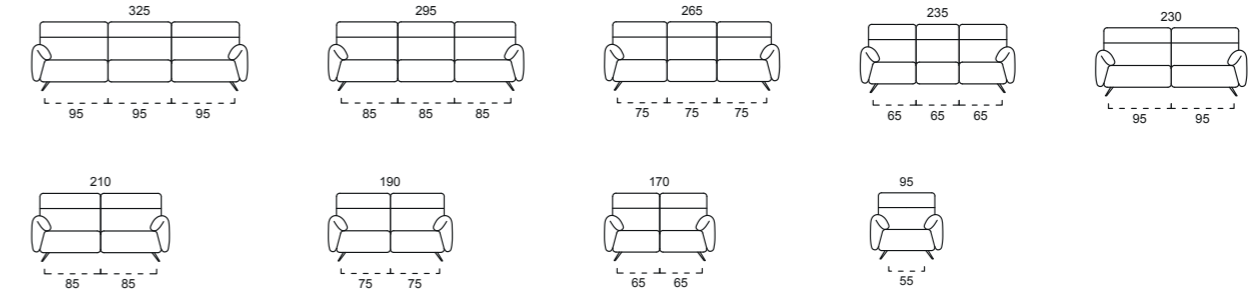
FINITURE E/O PIEDI OPTIONAL NECESSITANO DI ULTERIORI DUE SETTIMANE DI PRODUZIONE
OPTIONAL FEET AND FINISHINGS NEED TWO WEEKS PRODUCTION MORE THAN STANDARDS

ELEMENTO DIVISIBILE OPTIONAL
OPTIONAL DIVISIBLE ELEMENTS

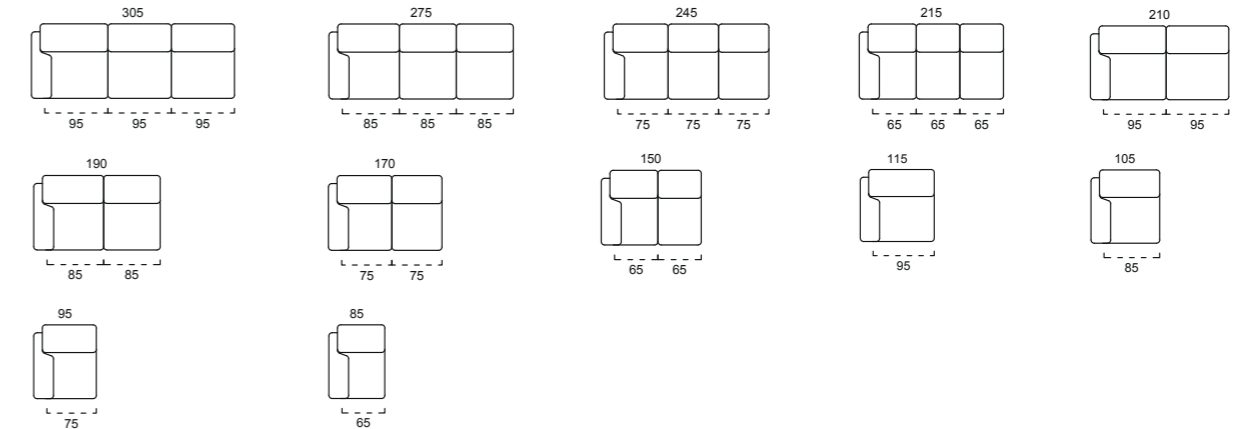


POSSIBILITÀ DI RICEVERE GLI ELEMENTI DIVISI IN PIÙ PARTI ED IMBALLATI SEPARATAMENTE, DA MONTARE DIRETTAMENTE IN LOCO
POSSIBILITY TO RECEIVE THE ELEMENTS DIVIDED INTO SEPARATE PARTS AND PACKAGED SEPARATELY, TO BE ASSEMBLED DIRECTLY ON SITE

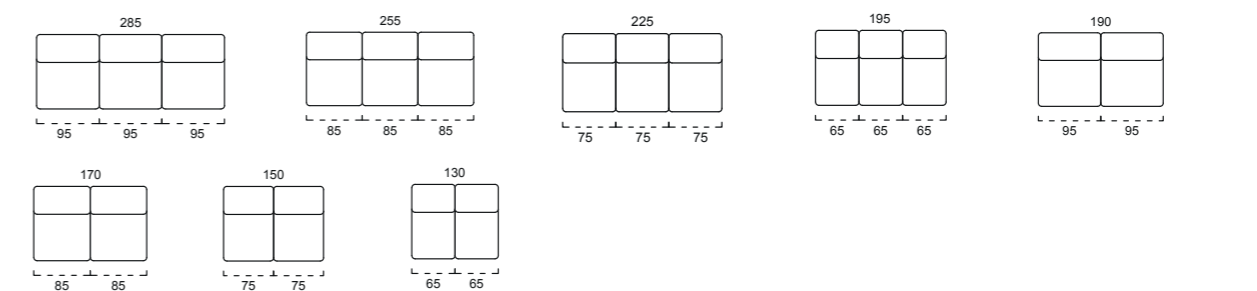
DIVANO
SOFA



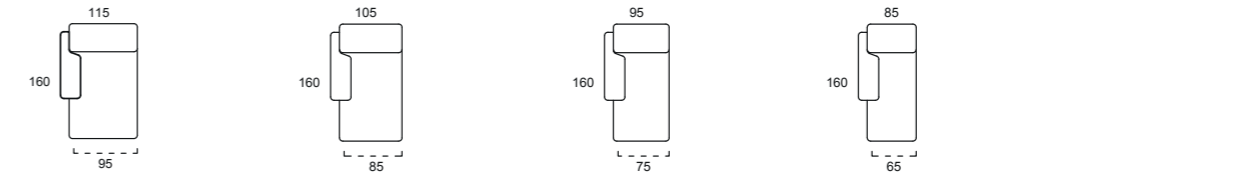
TERMINALE SX/DX
LHF/RHF SOFA



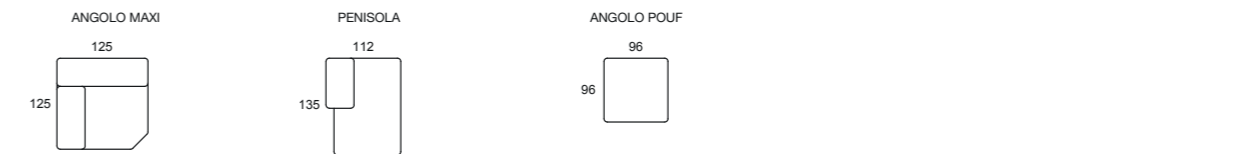
CENTRALE
CENTRAL ELEMENTS



CHAISE LONGUE SX/DX
LHF/RHF CHAISE LONGUE



ELEMENTI SPECIALI SX/DX
LHF/RHF SPECIAL MODULES



POUF
FOOTSTOOL



SX/DX SI INTENDE GUARDANDO L'ELEMENTO. I GRAFICI RAPPRESENTATI SONO SX
LEFT OR RIGHT HAND FACING, CHARTS SHOWN ABOVE ARE LHF