

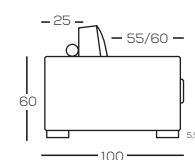
Now Soft

Caratteristiche Features

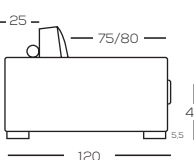


- Rivestimenti in tessuto completamente sfoderabili.
Fully removable fabric covers.
- Cuscini schienale in piuma, marchio ORO ASSOPIUMA, dotati di rullo di sostegno in poliuretano espanso, ricoperti in tessuto di puro cotone a tenuta di piuma..
Back cushions in ORO ASSOPIUMA branded feather, equipped with support roller in polyurethane foam, covered in feather-tight pure cotton fabric.
- Struttura in legno e derivati con molleggio a cinghie elastiche ed imbottitura in poliuretano espanso, il tutto rivestito in vellutino bianco.
Structure in wood and derivatives with springing with elastic belts and padding in polyurethane foam, all covered in white velvet.
- Cuscini seduta in piuma, marchio ORO ASSOPIUMA, con inserto in poliuretano espanso, ricoperti in tessuto di puro cotone a tenuta di piuma.
Seat cushions in ORO ASSOPIUMA branded feather, with polyurethane foam insert, covered in feather-tight pure cotton fabric.
- Piedi a vista in legno, cm 22x22, disponibili nella finitura wengé, noce, ciliegio e faggio naturale
Visible wooden feet, 22x22 cm, available in wengé, walnut, cherry and natural beech finish

PROFONDITA' 100CM
DEPTH 100CM



PROFONDITA' 120CM
DEPTH 120CM



Variazioni Variations



PIEDI A VISTA IN LEGNO
VISIBLE WOODEN FEET



PIEDI IN TUBOLARE
METALLICO
METAL TUBULAR FEET

- A richiesta sono disponibili piedi in tubolare metallico cromato, con maggiorazione.
Si prega di specificare le finiture al momento dell'ordine.

*Upon request chromed metal tubular feet are available with a price rise.
Please specify finishings upon order.*



- A richiesta e con maggiorazione viene eseguita (solo per tessuti) una particolare cucitura rovesciata, con sorfilo a vista, sia in tinta che in contrasto.
Si prega di specificare le finiture al momento dell'ordine.

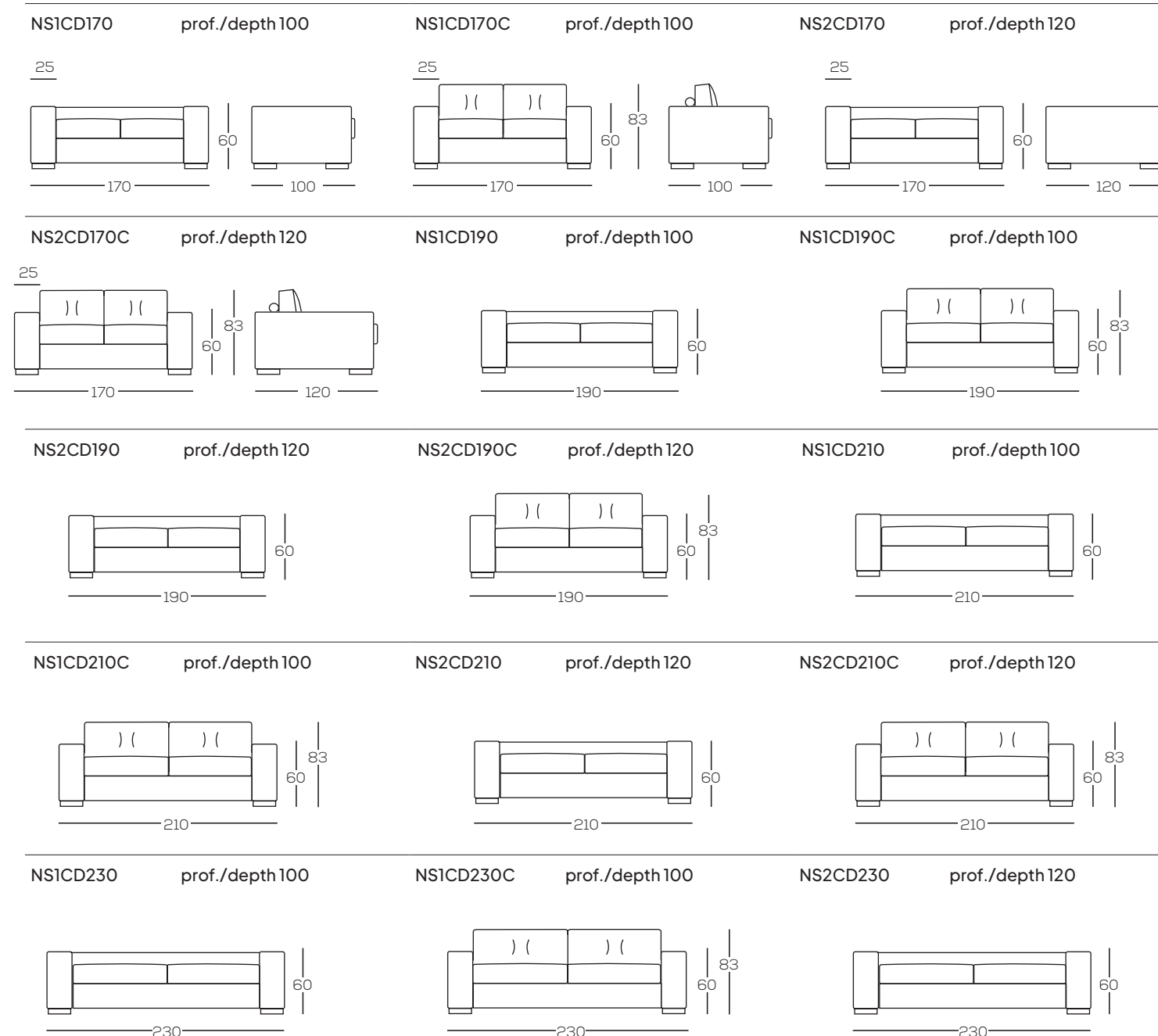
*Upon request and with a price increase a particular upside-down stitching is performed (only for fabrics), with visible overcasting, both in color and in contrast.
Please specify finishings upon order.*

Variazioni Variations

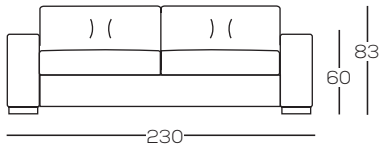
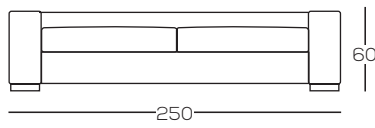
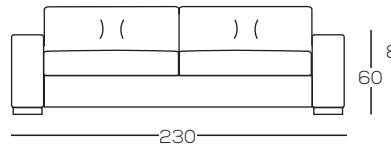
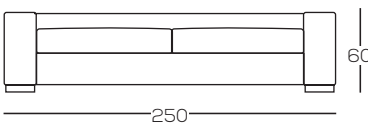
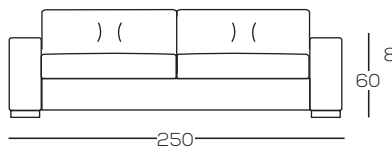
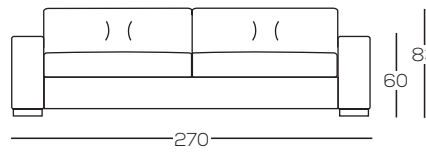
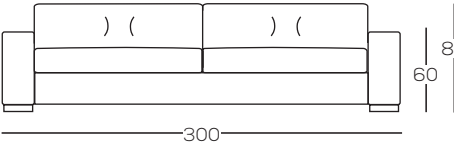
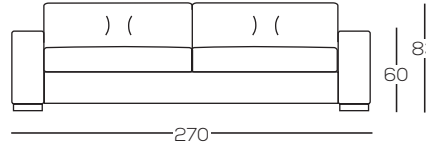
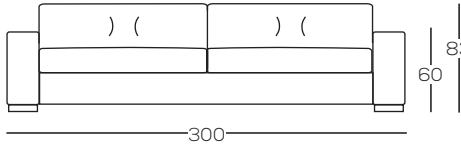
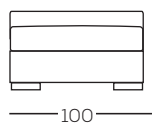
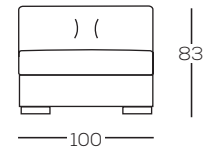
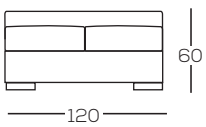
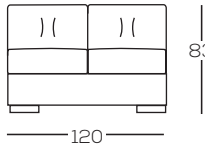
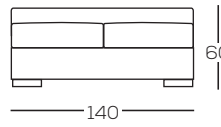
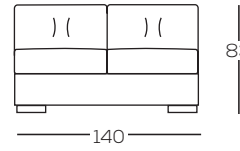
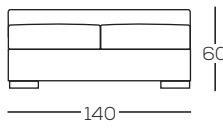
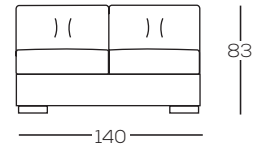
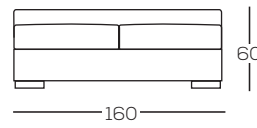
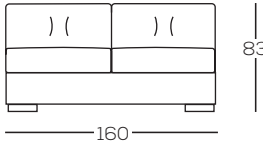
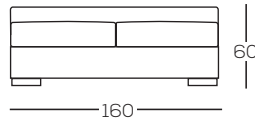
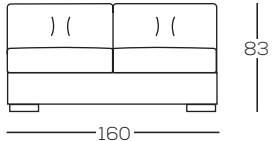
Le composizioni angolari si ottengono accostando semplicemente tra loro i vari elementi.
Per questo modello è prevista la possibilità di apportare modifiche sartoriali e/o dimensionali.
A richiesta senza maggiorazioni, cuscini schienale e/o cuscini seduta possono essere realizzati esclusivamente con poliuretani espansi indeformabili. Richiedere preventivi ai nostri uffici commerciali.
Le imbottiture in piuma conferiranno al divano un aspetto più destrutturato e vissuto, le forme dei cuscini diverranno quindi più morbide.

*The angular compositions are obtained by simply combining the various elements together.
For this model it is possible to make sartorial and / or dimensional changes.
Upon request and without surcharges, back cushions and/or seat cushions can be made exclusively with non-deformable polyurethane foam. Please request quotes from our sales offices.
The feather padding will give the sofa a more unstructured and worn look, the shapes of the cushions will therefore become softer.*

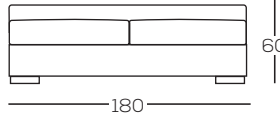
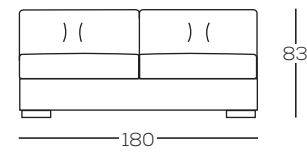
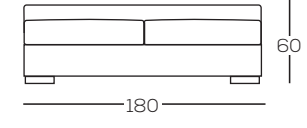
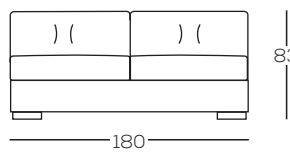
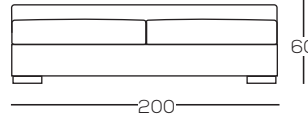
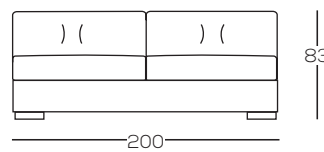
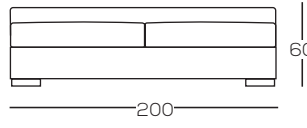
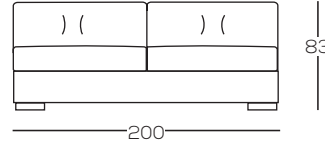
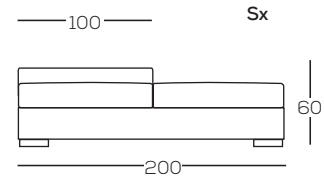
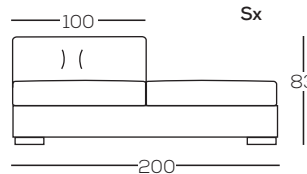
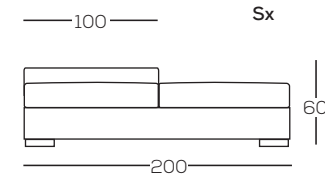
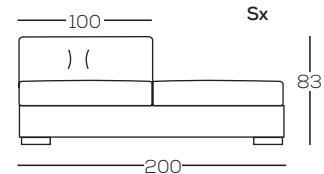
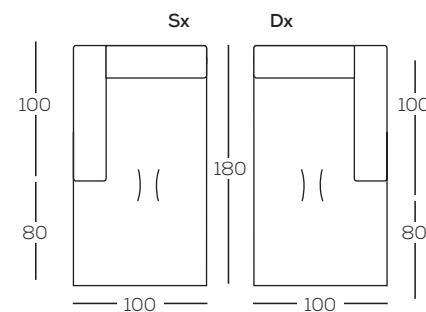
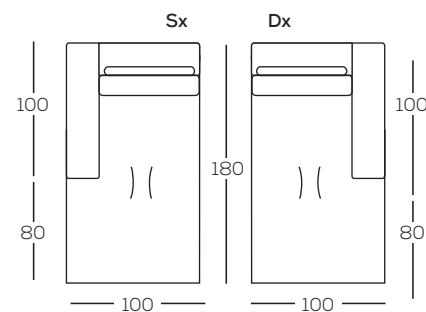
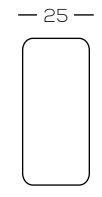

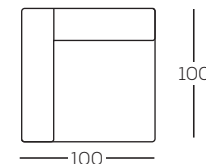
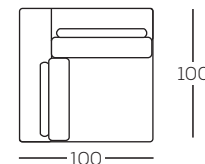
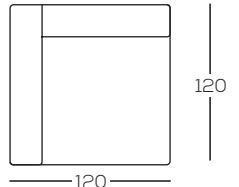
Elementi Elements



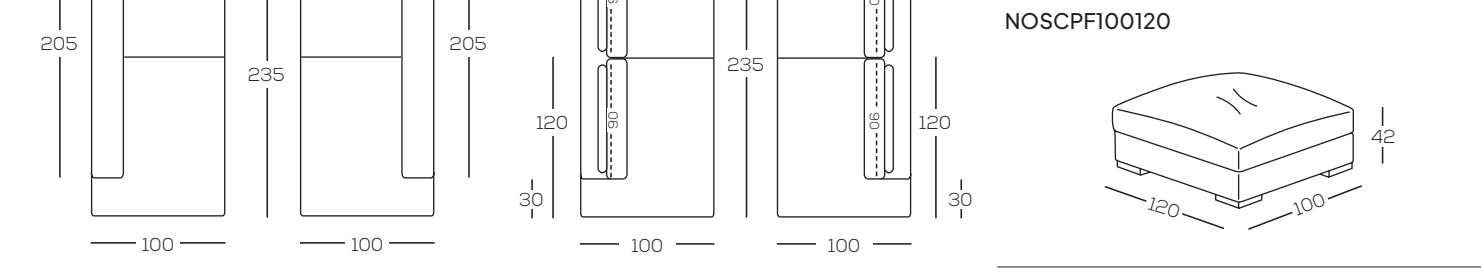
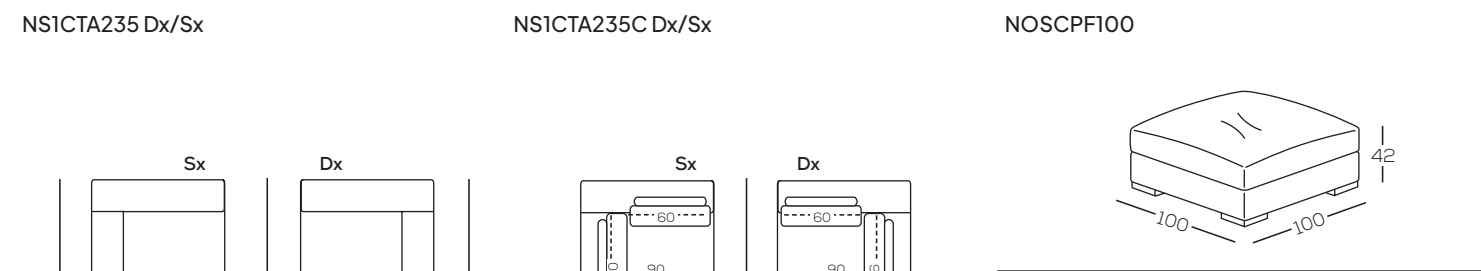
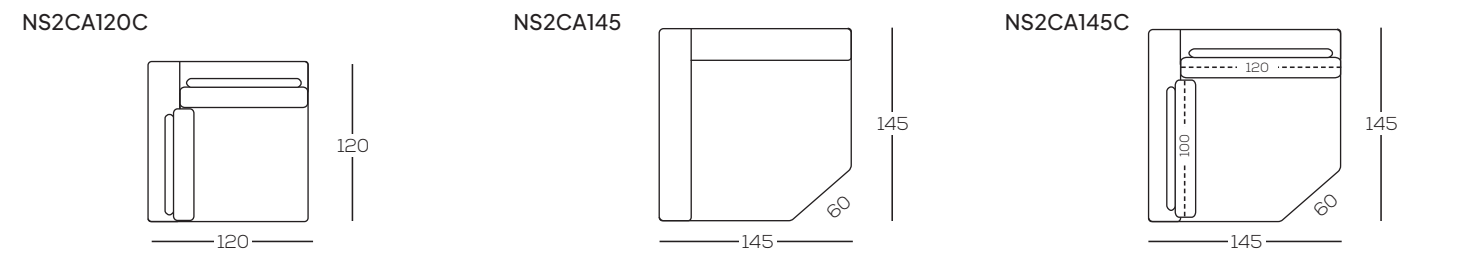
Elementi
Elements

NS2CD230C prof./depth 120 	NS1CD250 prof./depth 100 	NS1CD250C prof./depth 100 
NS2CD250 prof./depth 120 	NS2CD250C prof./depth 120 	NS1CD270C prof./depth 100 
NS1CD300C prof./depth 100 	NS2CD270C prof./depth 120 	NS2CD300C prof./depth 120 
NS1CC100 prof./depth 100 	NS1CC100C prof./depth 100 	NS1CC120 prof./depth 100 
NS1CC120C prof./depth 100 	NS1CC140 prof./depth 100 	NS1CC140C prof./depth 100 
NS2CC140 prof./depth 120 	NS2CC140C prof./depth 120 	NS1CC160 prof./depth 100 
NS1CC160C prof./depth 100 	NS2CC160 prof./depth 120 	NS2CC160C prof./depth 120 

Elementi
Elements

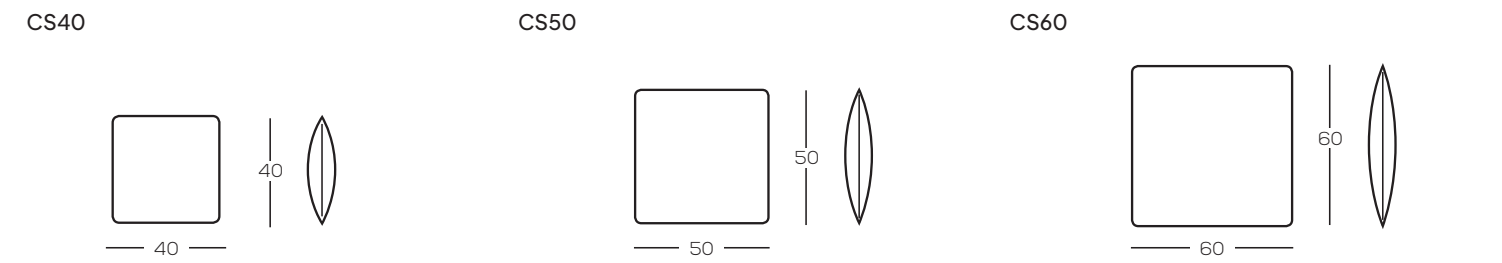
NS1CC180 prof./depth 100 	NS1CC180C prof./depth 100 	NS2CC180 prof./depth 120 
NS2CC180C prof./depth 120 	NS1CC200 prof./depth 100 	NS1CC200C prof./depth 100 
NS2CC200 prof./depth 120 	NS2CC200C prof./depth 120 	NS1CCSP200 Dx/Sx prof./depth 100 
NS1CCSP200C Dx/Sx prof./depth 100 	NS2CCSP200 Dx/Sx prof./depth 120 	NS2CCSP200C Dx/Sx prof./depth 120 
NS1CR180 Dx/Sx 	NS1CR180C Dx/Sx 	NS1CBR prof./depth 100 
		NS2CBR prof./depth 120 
NS1CA100 	NS1CA100C 	NS2CA120 

Elementi
Elements



Kit cuscini
Pillow kit

Kit cuscini
Pillow kit



Cuscini singoli schienale
Single backrest pillows

